

NYTD Arizona

17 Year Olds - Cohort 5
Status Report: October 2022- October 2023

NYTD is federally required data collection intended to assess and achieve improved outcomes for youth in Arizona's Independent Living Program.

Visit our website:
www.nytdaz.com

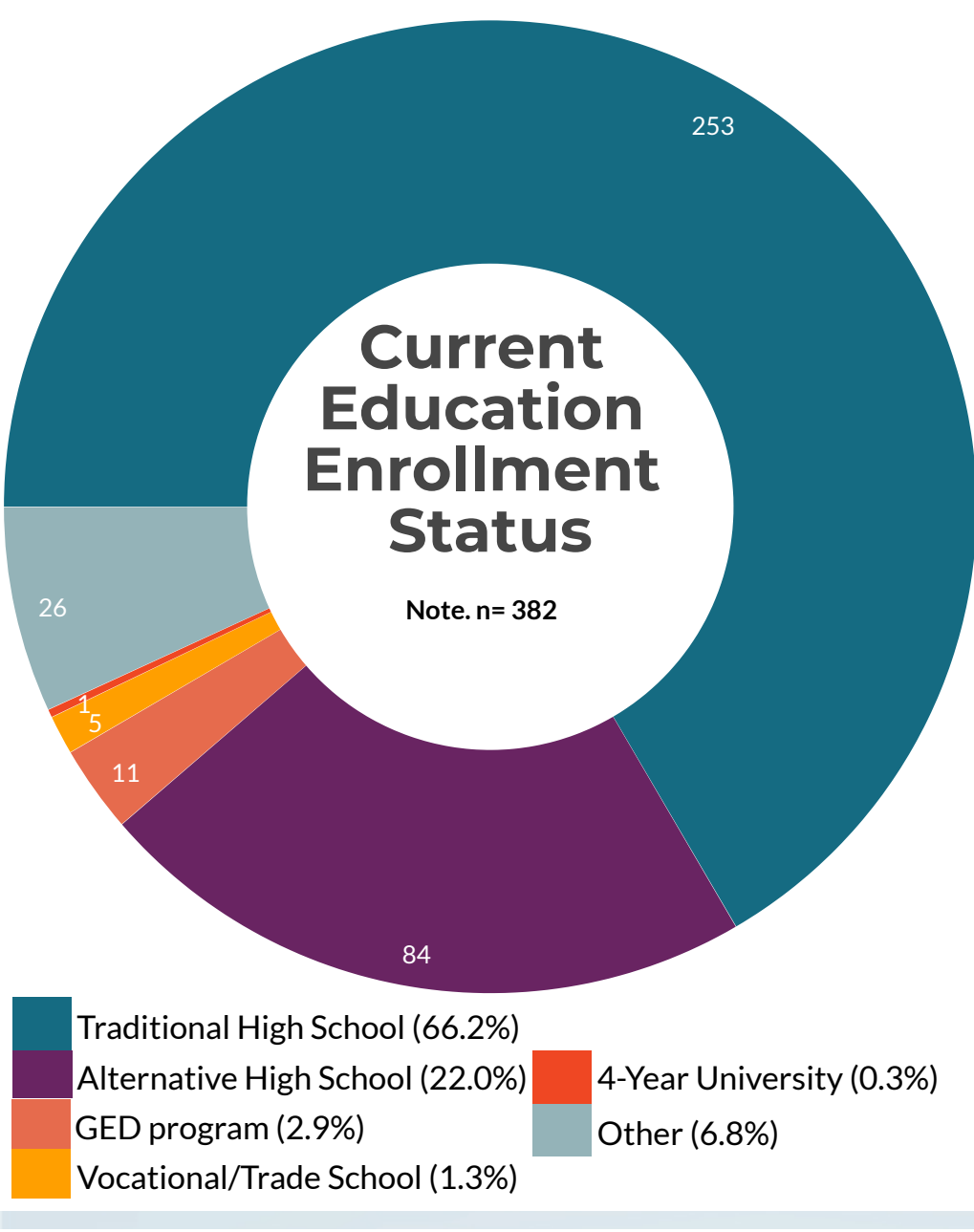
ASU Center for Child Well-Being
ASU Child Welfare Education Program
Arizona Department of Child Safety

DCS has contracted ASU to survey all youth in foster care who turned 17 years old between October 1, 2022 and September 30, 2023.

Interviews Completed: **422**
Completed Online: **245** | Completed via Phone: **177**

What are you most excited about for your future?

- "Traveling the world"
- "Having a healthy relationship"
- "Graduating high school"
- "Trying to go to college to expand my knowledge"
- "Being financially stable"
- "Seeing my brothers grow up"
- "Independence"
- "Getting a job I love"
- "Living with my mom again"
- "Being an influencer to other people that have gone through same issues I have"



| Sexual Orientation Identity | N (%) |
|--|-------------|
| Straight / Heterosexual | 269 (69.2%) |
| Bisexual | 56 (14.4%) |
| Gay/Lesbian | 17 (4.4%) |
| Pansexual | 19 (4.9%) |
| Queer | 1 (0.3%) |
| Questioning | 8 (2.1%) |
| Prefer to self-describe | 11 (2.8%) |
| Selected more than 1 sexual orientation identity | 8 (2.1%) |

Note: n= 389; Youth could select more than one sexual orientation identity

| Racial Identity | N (%) |
|---|--------------|
| American Indian or Alaska Native | 54 (14.8%)* |
| Asian | 7 (1.9%)* |
| Black or African American | 96 (26.4%)* |
| Native Hawaiian or Other Pacific Islander | 10 (2.7%)* |
| White | 200 (54.9%)* |
| I don't know one or more of my races | 53 (14.6%)* |
| White Hispanic | 76 (40%) |
| Black Hispanic | 35 (39.8%) |

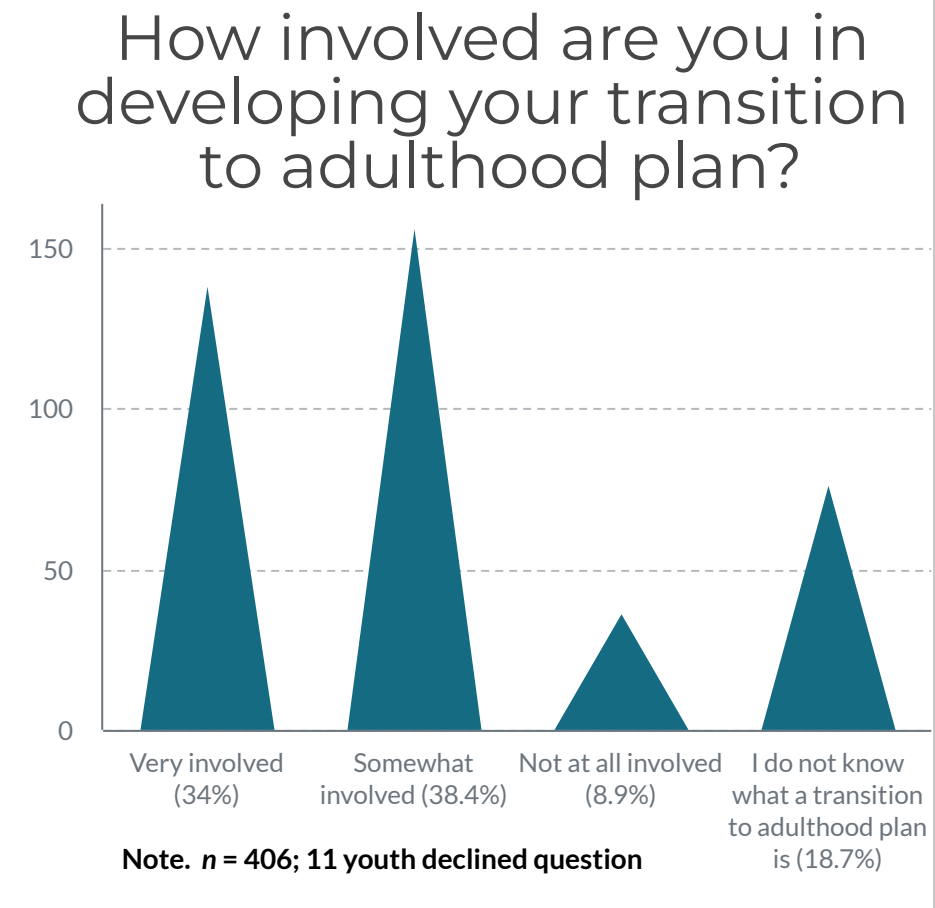
Note: n= 364; *Percentages are calculated using the n.

| Gender Identity | N (%) |
|--------------------------------------|-------------|
| Cisgender female/woman | 200 (49.8%) |
| Cisgender male/man | 157 (39.1%) |
| Transgender female/woman | 4 (1.0%) |
| Transgender male/man | 7 (1.7%) |
| Genderqueer | 2 (0.5%) |
| Genderfluid | 5 (1.2%) |
| Non-binary | 8 (1.9%) |
| Another gender identity not listed | 15 (3.7%) |
| Selected more than 1 gender identity | 4 (1.0%) |

Note: n= 402; Youth could select more than gender identity

Adult Support
93.9%
Have at least one supportive adult they go to for advice (n=413)

Since you have been in foster care, how much has been done to help you maintain your relationships with the people in your life who are important to you?



Received Supportive Mental Health Service in Past 6 Months

| Response | Percentage |
|---------------|------------|
| Yes | 68.5% |
| No | 26.3% |
| I do not know | 5.1% |

Note: 8 youth declined question

How much do you know about financial topics (i.e., banking, budgeting, credit scores)?

| Knowledge Level | Percentage |
|----------------------|------------|
| A whole lot | 47.8% |
| Some, but not enough | 37.3% |
| Nothing at all | 14.9% |
| A lot | 6.0% |

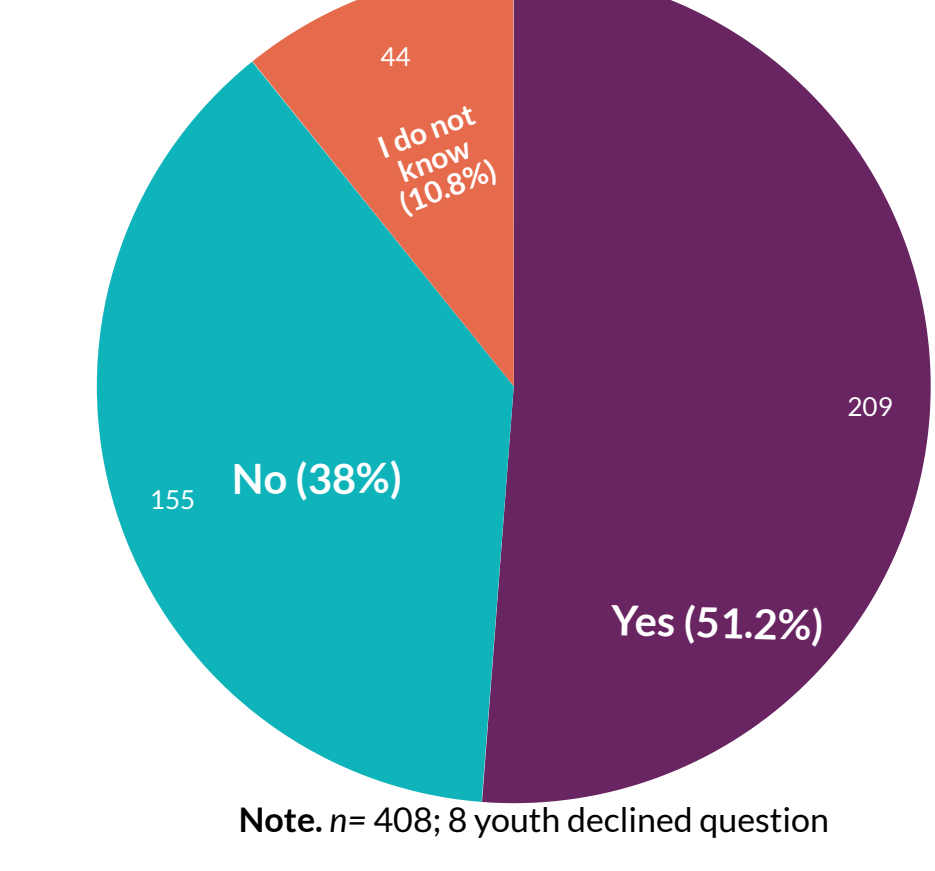
Referred for Substance Use Services
22.7%
Referred for substance use assessment or counseling by youth or by someone else (n= 405)

Reproductive Health
78.4%
Have information to make decisions about their reproductive health (i.e., decisions about birth control, testing for sexually transmitted infections; n= 393)

What is going really well in your life right now?

- "Focusing on myself instead of trying to please others"
- "My mental health"
- "Family relationships"
- "Moving in with my family"
- "Speaking how I feel and not holding back"
- "Self-worth"
- "School life"
- "One thing about my placement that would increase my feeling of safety is:"
 - "Their shut down rules"
 - "No fighting"
 - "Have my own room"
 - "Get better staff than just hiring random staff or random people"
 - "Freedom"
 - "Having all the kids switched"
 - "Live with my mom"

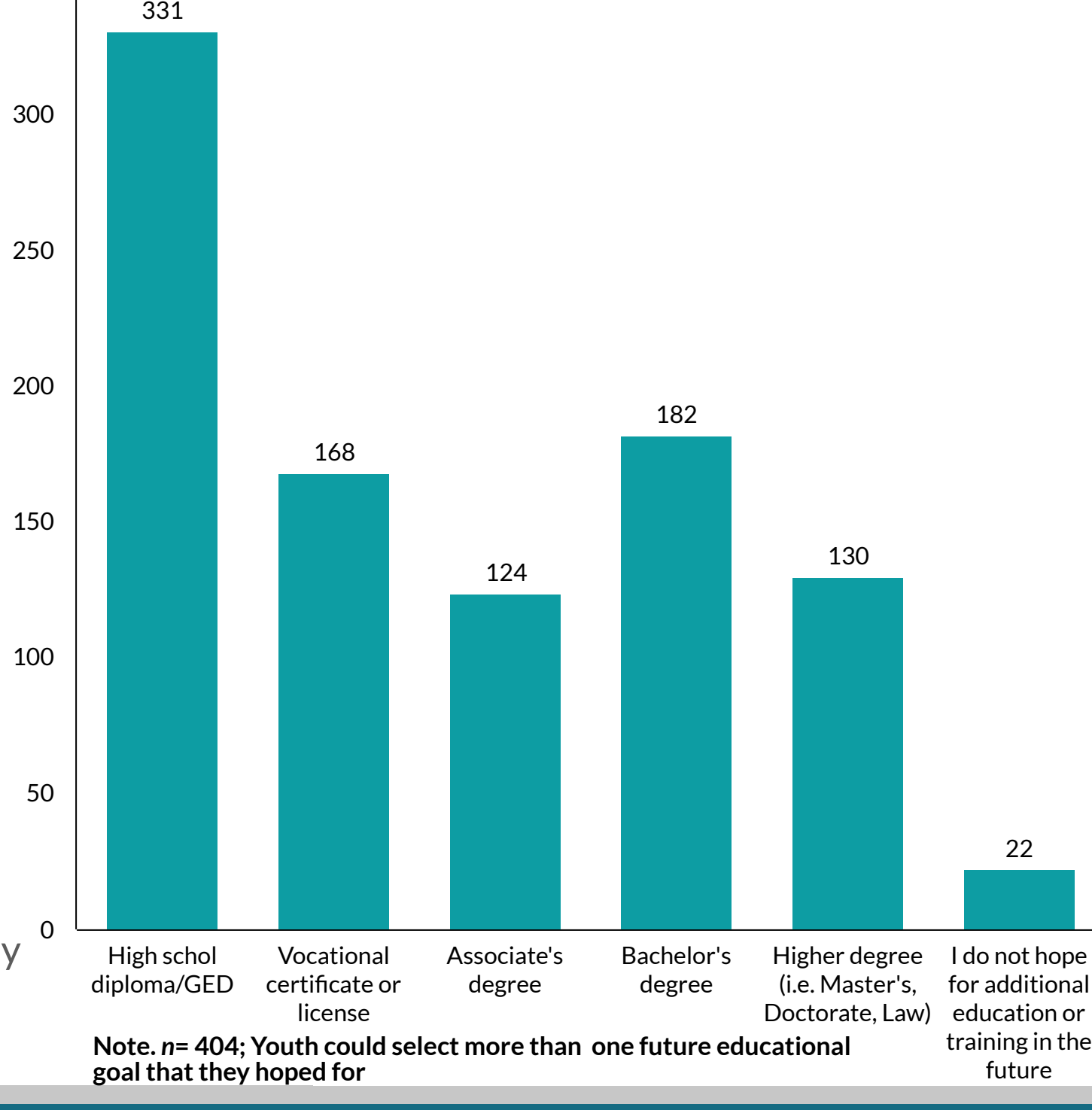
Mental Health Condition



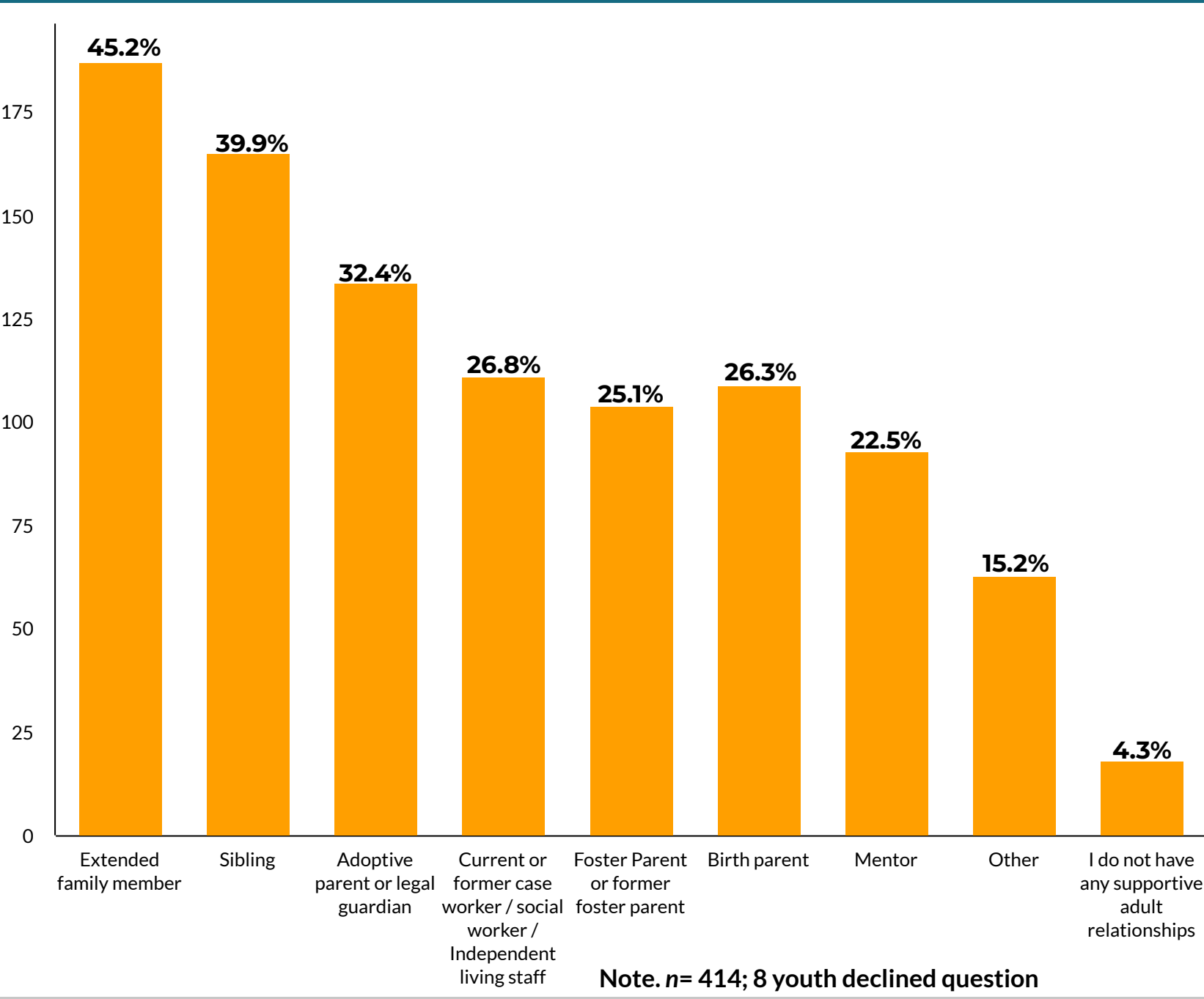
Education status

92.1%
Youth reported that they are currently enrolled in an education or technical training program (n= 419)
Note: 3 youth declined question

Future Education or Technical Training Goals



Trusting Relationships with Adults



I can count on these adults to:

